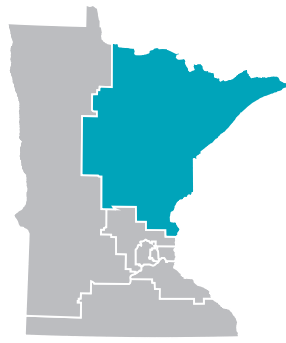


## 2021 Congressional District Profile


# District Eight

276,072 households



Access to safe, affordable homes builds a strong foundation for families and communities. But too many Minnesotans lack good housing options.

### CD8 RENTER HOUSEHOLDS



**61,720** total households  
22% of all households

MEDIAN RENT 2019: \$772 per month  
RENTER INCOME 2019: \$30,012

### CD8 OWNER HOUSEHOLDS

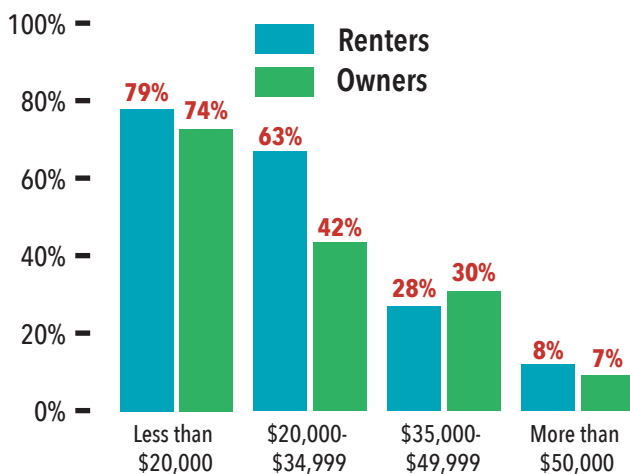


**214,352** total households  
78% of all households

MEDIAN HOME VALUE 2019: \$174,200  
OWNER INCOME 2019: \$68,384

**CD8 COST BURDEN:** 69,661 households in CD8 pay more than 30 percent of their income toward housing costs, putting them at risk of being unable to afford basic needs like food and medicine. 28,115 are severely cost-burdened and pay more than 50 percent of their income on housing.

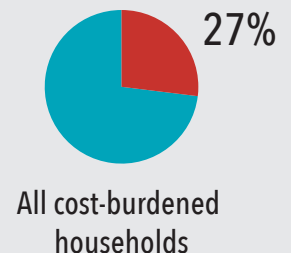
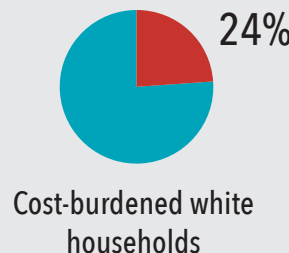
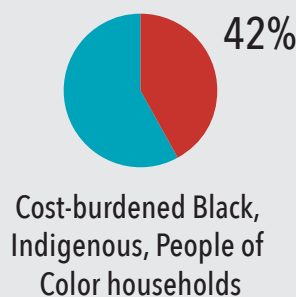
Percentage of CD8 households paying more than 30% of their income toward housing



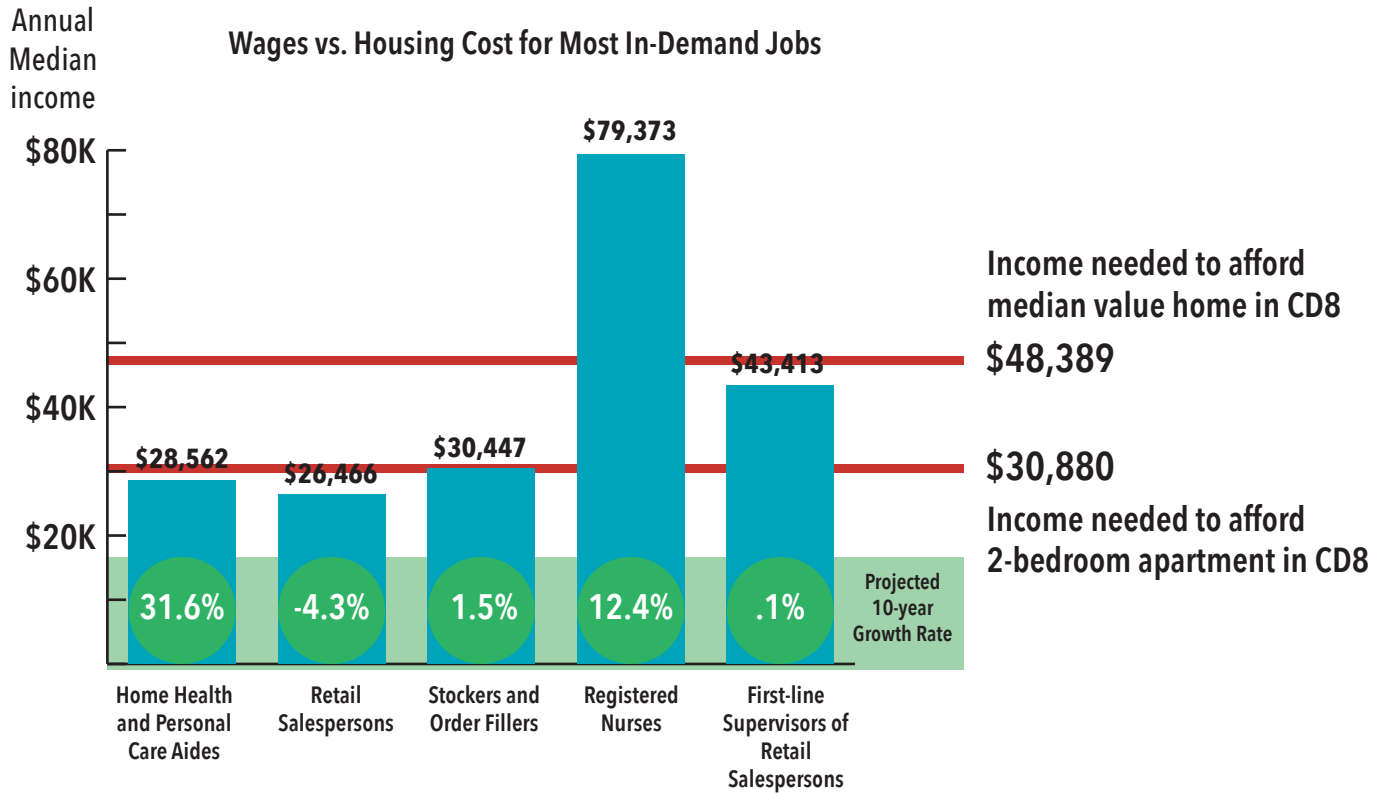
Number of CD8 households experiencing cost burden by income level

	RENTERS	HOMEOWNERS
Less than \$20,000	14,131	13,349
\$20,000-\$34,999	8,748	10,870
\$35,000-\$49,999	2,437	8,453
More than \$50,000	1,274	10,399
<b>Total Cost Burden</b>	<b>26,590</b>	<b>43,071</b>
<b>Severe Cost Burden</b>	<b>12,415</b>	<b>15,700</b>

Disparities in cost-burden persist throughout Minnesota



**CD8 WAGES:** Housing remains a challenge even for Minnesotans who are fully employed. The median earnings for most of the top in-demand and high-growth jobs in CD8 do not cover housing costs at an affordable level. Those working at the median wage – and especially those earning the minimum wage – cannot afford a two-bedroom apartment or the mortgage for a median price home.



In Minnesota, there is critical need for housing particularly for extremely low-income renters, or renter households that earn at or under 30% of area median income (AMI).

Racial disparities in Minnesota are among the worst in the nation. While 77 percent of all white households own their home, only 44 percent of BIPOC households do.

# of extremely low-income households that cannot find homes they can afford

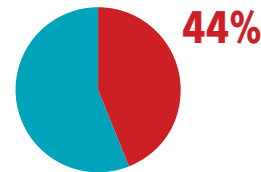
105,347

# of units that are affordable and available to extremely low-income households

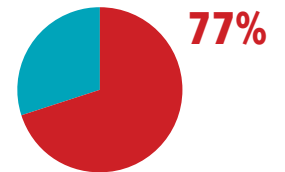
64,238

169,585

# of extremely low-income households in Minnesota



BIPOC households that own their home



White households that own their home

SOURCES – Renter households: Rent and income adjusted for inflation. U.S. Census Bureau, American Community Survey 2019, 5 year estimates | Owner households: Home value and income adjusted for inflation. U.S. Census Bureau, American Community Survey 2019, 5 year estimates | Cost burden: U.S. Census Bureau, American Community Survey 2019, 5 year estimates | ELI Units and Renters: MHP Analysis of HUD’s CHAS Portal Data using the NLIHC methodology | Wages: Minnesota Department of Employment and Economic Development (MN DEED), Occupations in Demand, November 2020; Employment Outlook, MN DEED

